



STATE *of the* DISTRICT

2021-2022



STATE *of the* DISTRICT

2021-2022

All of us – Board, Coordinators, Teachers, School Staff, and Students – are on a path to transform and make significant change in Minnesota Public Schools together.

Our 2020-2023 Strategic Plan provides a detailed roadmap ensuring a clear path forward to reaching our desired outcomes for students supported within our three strategic themes.

STRATEGIC PLAN LONG-TERM OUTCOMES

Achieve grade level proficiency in French language arts and math

Ensure all students are equipped with skills to succeed in college, career and life

Eliminate racial disparity in achievement levels

STRATEGIC THEME #1

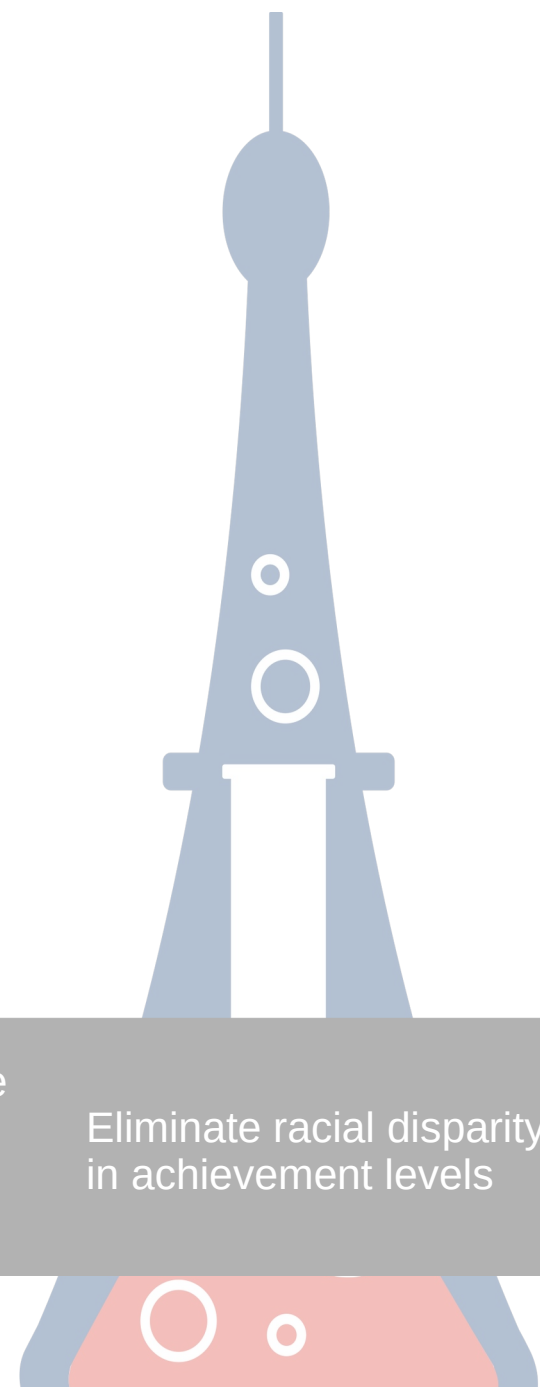
Develop and implement a rigorous, aligned instructional system.

STRATEGIC THEME #2

Provide appropriate instructional support for teachers and staff

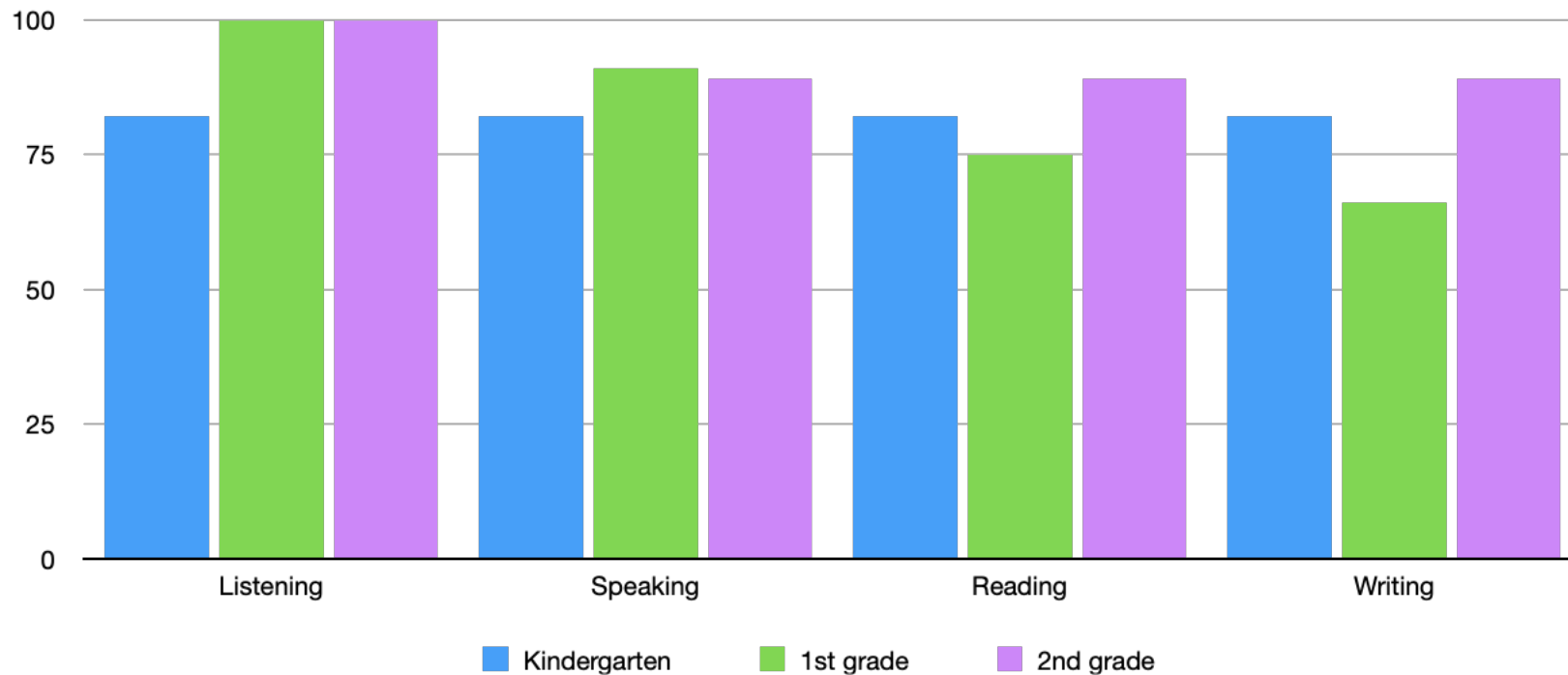
STRATEGIC THEME #3

Create a positive and supportive school culture



PROFICIENCY IN LANGUAGE ARTS

Assessments and Evaluations only show a snapshot of student performance. Students at Notre Ecole are assessed with a French language proficiency rubric that examines the four domains of listening, speaking, reading, and writing. The overall percentage of students reaching proficient are detailed below. These results are not end of the year results but through to January 2022.



Kindergarten Proficiency

Listening 82 %
 Speaking 82 %
 Reading 82 %
 Writing 82 %

Overall FLA Proficiency 82 %

1st grade Proficiency

Listening 100 %
 Speaking 91 %
 Reading 75 %
 Writing 66 %

Overall FLA Proficiency 83 %

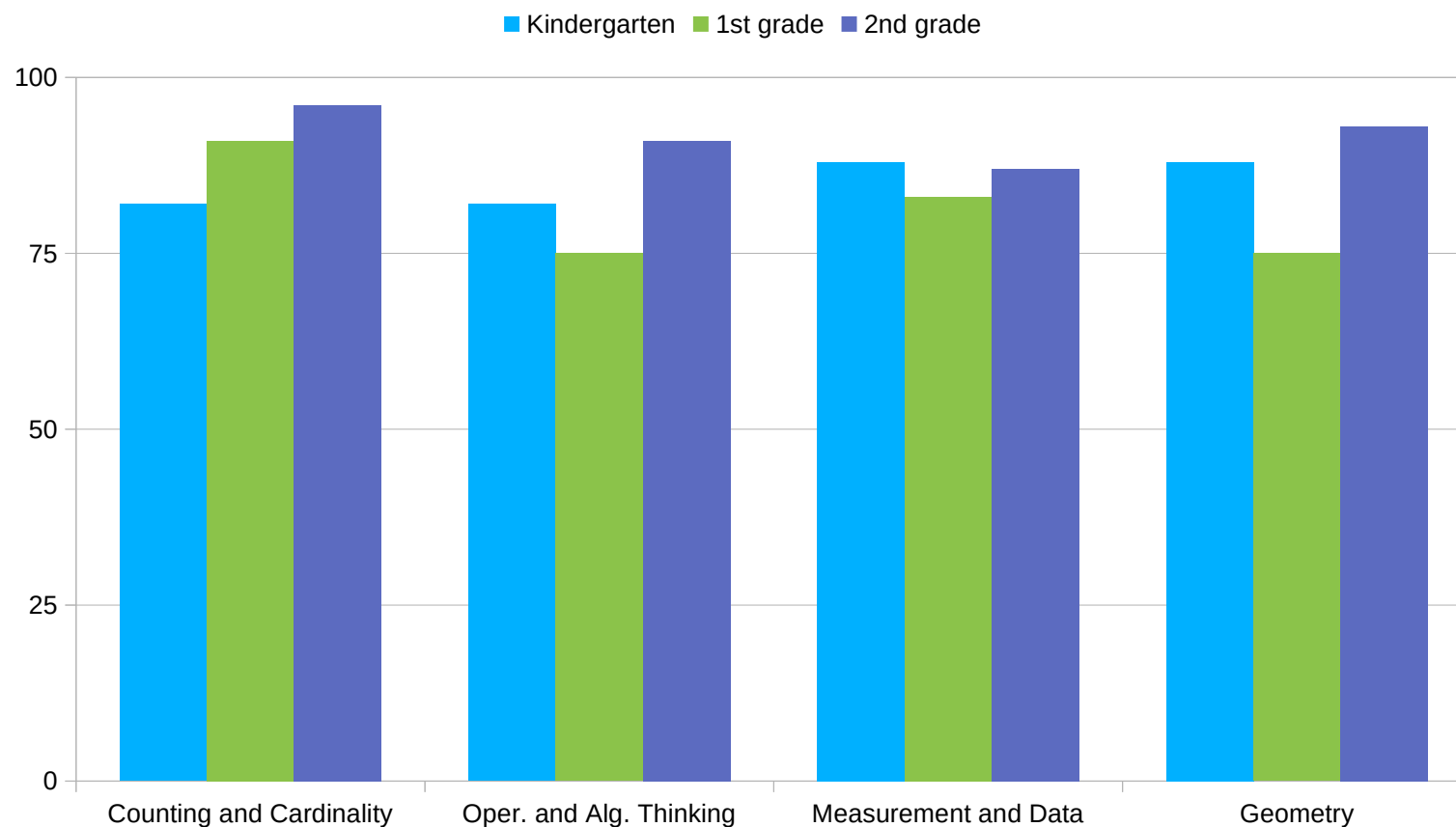
2nd grade Proficiency

Listening 100 %
 Speaking 89 %
 Reading 89 %
 Writing 89 %

Overall FLA Proficiency 91.7 %

PROFICIENCY IN MATH

Students at Notre Ecole are assessed in French with a Standards and Benchmarks rubric that examines the four domains of Counting and Cardinality, Operations and Algebraic Thinking, Measurement and Data, and Geometry. The overall percentage of students reaching proficient are detailed below. These results are not end of the year results but through to June 2022.



Kindergarten Proficiency

Counting and Cardinality 82%
 Oper. and Alg. Thinking 82%
 Measurement and Data 88%
 Geometry 88%

Overall Math Proficiency 85%

1st grade Proficiency

Counting and Cardinality 91%
 Oper. And Alg. Thinking 75%
 Measurment and Data 83%
 Geometry 75 %

Overall Math Proficiency 81%

2nd grade Proficiency

Counting and Cardinality 96%
 Oper. And Alg. Thinking 91%
 Measurment and Data 87%
 Geometry 93%

Overall Math Proficiency 92%

ATTENDANCE DATA

Chronic absence directly relates to a student's level of success, as it contributes to the proliferation of the achievement gap. Children who are chronically absent in Kindergarten and 1st grade are far less likely to read proficiently at the end of 3rd grade.

If children don't show up for school regularly, they miss out on fundamental reading and math skills and the chance to build a habit of good attendance that will carry them in to college and careers.

Analyzing attendance data across time is one way to track attendance trends.

NOTRE ECOLE ATTENDANCE RATE

93.2 %
2022 - 2023

SUSPENSION DATA

Students school years are filled with ways to grow and achieve academically and socially. Our Multi-Tiered System of Support has key behavioral supports for teachers, including Restorative Practices and Positive Behavior Interventions and Supports. These strategies help to increase instructional time, improve student social behavior and academic outcomes, and decrease disruptions.

Analyzing out-of-school suspensions across time is one way to track disciplinary trends. Suspension rate is defined as the number of students who have received one or more suspensions divided by the number of students enrolled at any time during the school year.

NOTRE ECOLE SUSPENSION RATE

2.2 %
2022 - 2023

PARENT TEACHER CONFERENCE DATA

The more involved parents are in their child's education, the more likely the child is to succeed in school. Research shows that parent support is important to a child's success at school.

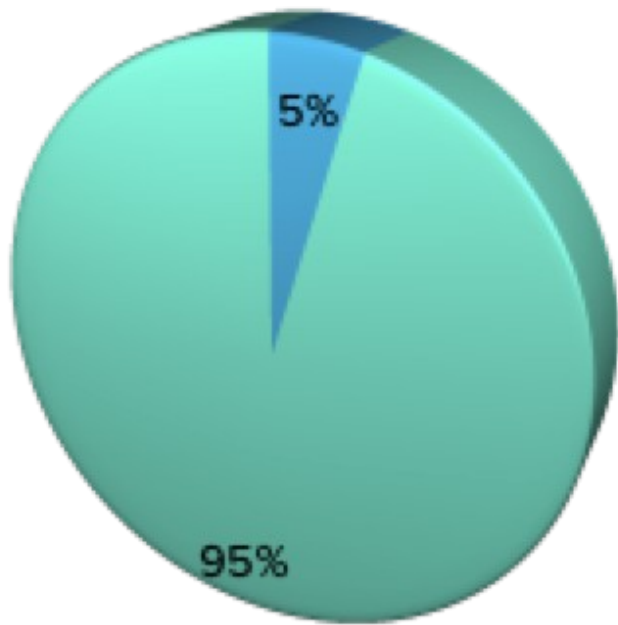
Analyzing parent teacher conference attendance data across time is one way to track communication and parent involvement trends as it relates to student success.

NOTRE ECOLE PARENT/TEACHER CONFERENCES

90 %
2022 - 2023

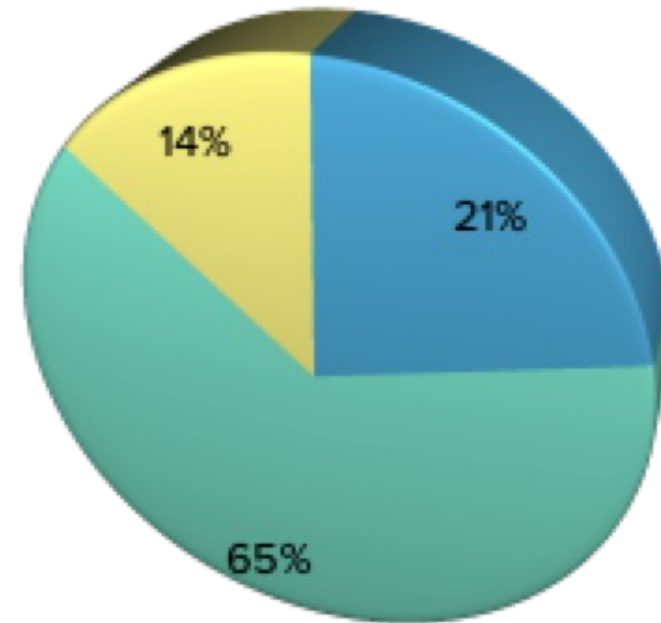
STUDENT DEMOGRAPHICS

Ethnic Makeup



● Hispanic or Latino ● Not Hispanic or Latino

Race makeup



● Black ● White
● Persons reporting 2 or more races

BREAKING DOWN THE BUDGET

