



# STATE *of the* DISTRICT

2020-2021





# **STATE** *of the* **DISTRICT**

**2020-2021**

All of us – Board, Coordinators, Teachers, School Staff, and Students – are on a path to transform and make significant change in Minnesota Public Schools together.

Our 2020-2023 Strategic Plan provides a detailed roadmap ensuring a clear path forward to reaching our desired outcomes for students supported within our three strategic themes.

## **STRATEGIC PLAN LONG-TERM OUTCOMES**

Achieve grade level proficiency in French language arts and math

Ensure all students are equipped with skills to succeed in college, career and life

Eliminate racial disparity in achievement levels

### **STRATEGIC THEME #1**

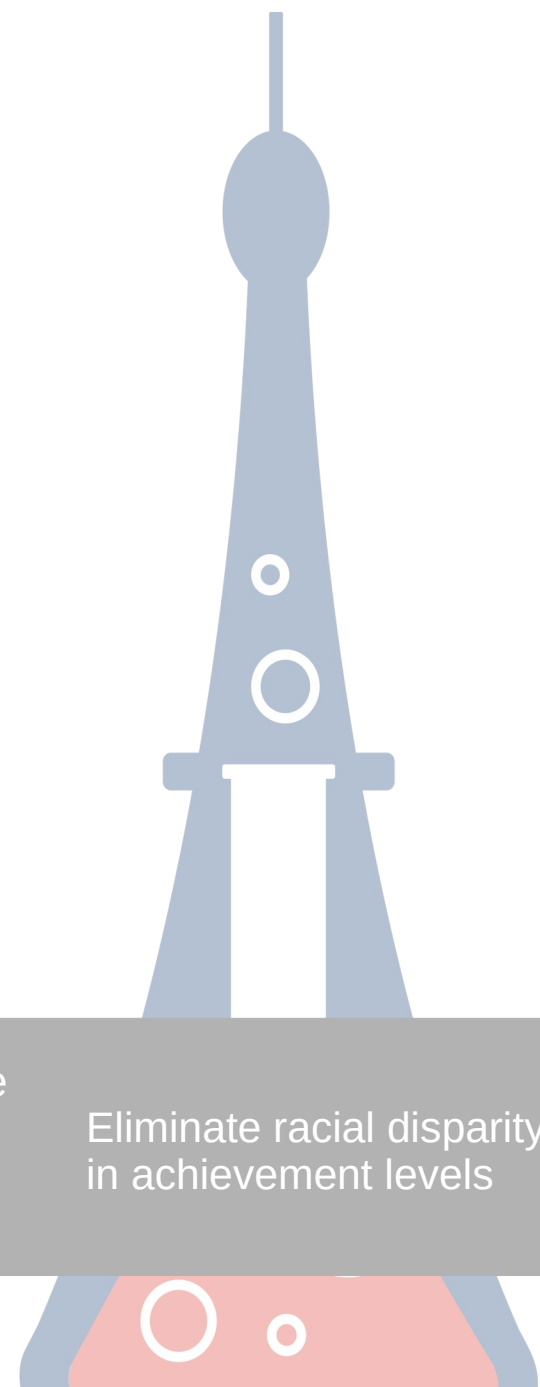
Develop and implement a rigorous, aligned instructional system.

### **STRATEGIC THEME #2**

Provide appropriate instructional support for teachers and staff

### **STRATEGIC THEME #3**

Create a positive and supportive school culture

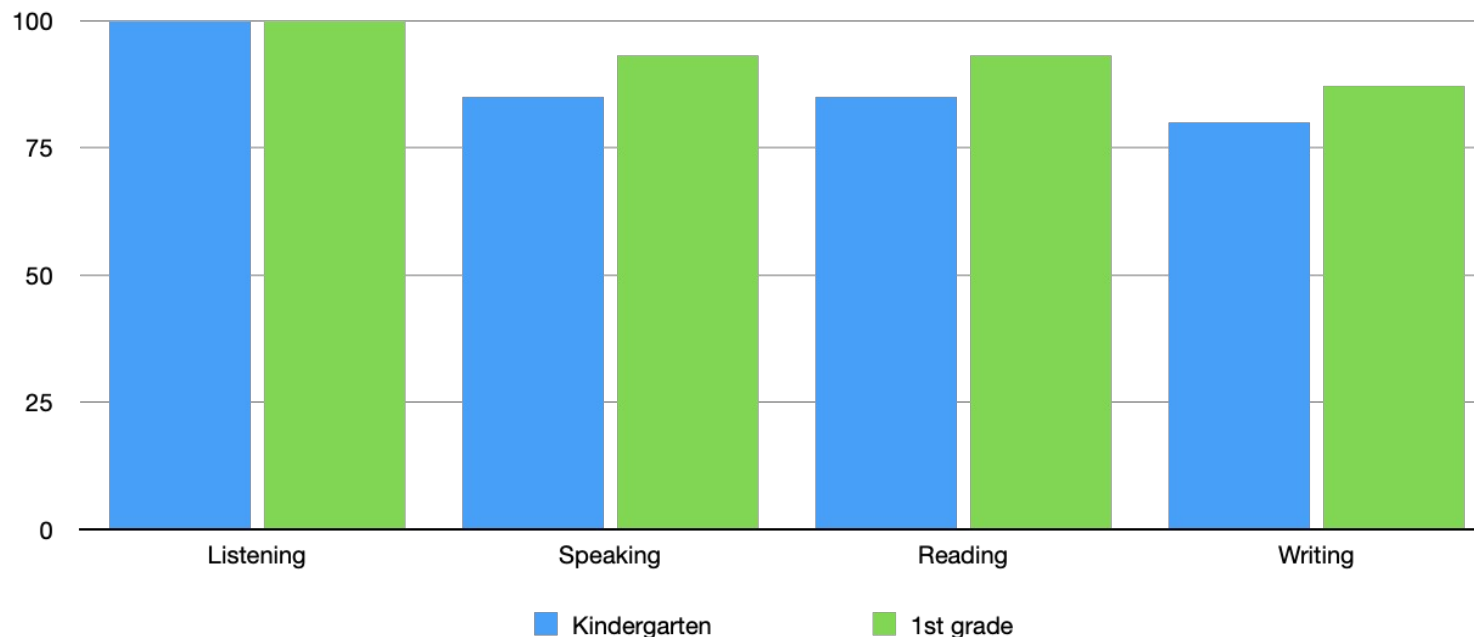


# PROFICIENCY IN LANGUAGE ARTS

Assessments and Evaluations only show a snapshot of student performance. Students at Notre Ecole are assessed with a French language proficiency rubric that examines the four domains of listening, speaking, reading, and writing. The overall percentage of students reaching proficient for the 2020-2021 school year are detailed below.



Percent of Student Proficiency in French Language Arts  
June 2021



## **Kindergarten Proficiency**

Listening 100 %

Speaking 85 %

Reading 85 %

Writing 80 %

**Overall FLA Proficiency 87.5 %**

## **1st grade Proficiency**

Listening 100 %

Speaking 93 %

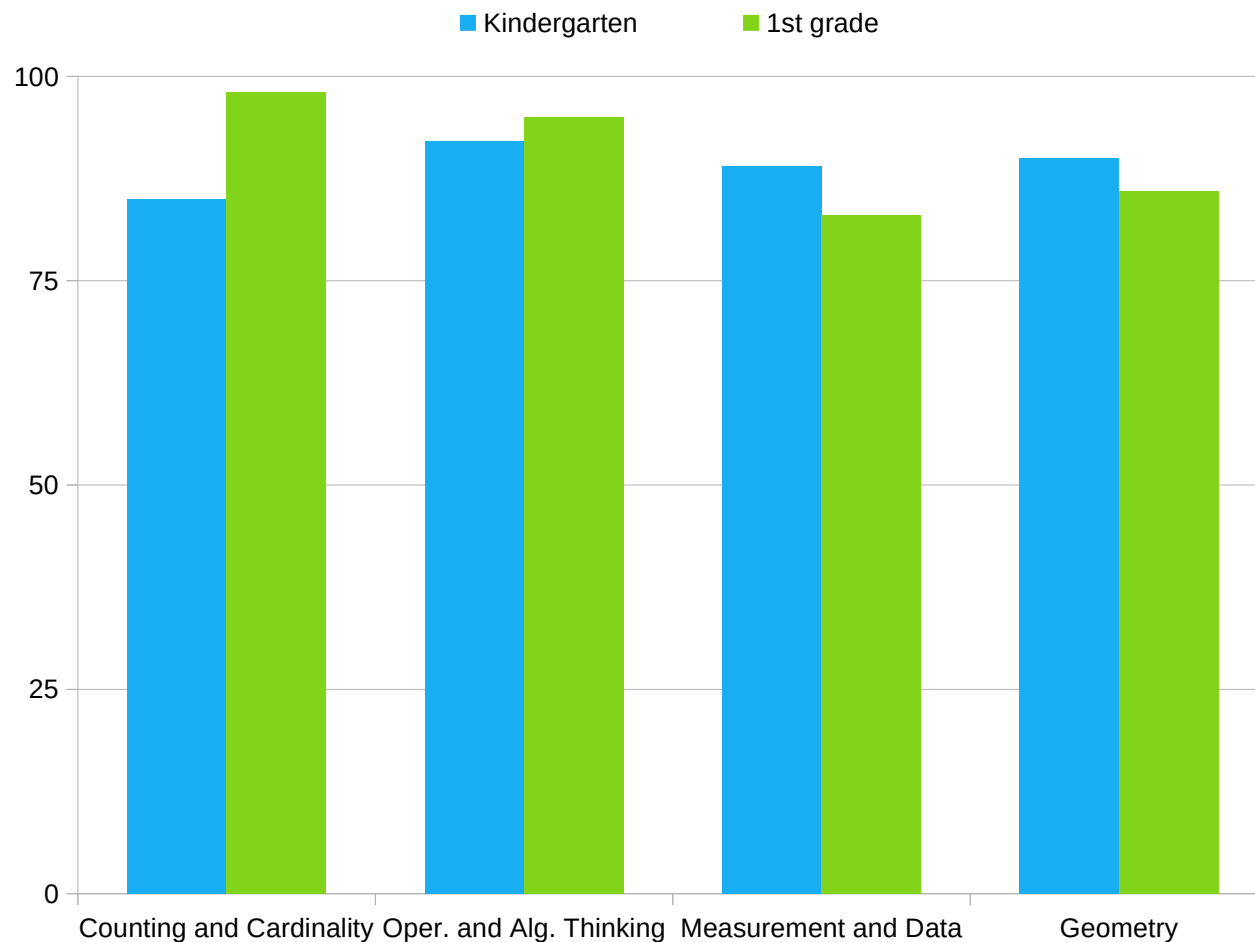
Reading 93 %

Writing 87 %

**Overall FLA Proficiency 93 %**

# PROFICIENCY IN MATH

Students at Notre Ecole are assessed in French with a Standards and Benchmarks rubric that examines the four domains of Counting and Cardinality, Operations and Algebraic Thinking, Measurement and Data, and Geometry. The overall percentage of students reaching proficient for the 2020-2021 school year are detailed below.



## **Kindergarten Proficiency**

Counting and Cardinality 85 %  
Oper. and Alg. Thinking 92 %  
Measurement and Data 89 %  
Geometry 90 %

**Overall Math Proficiency 89 %**

## **1st grade Proficiency**

Counting and Cardinality 98 %  
Oper. And Alg. Thinking 95 %  
Measurment and Data 83 %  
Geometry 86 %

**Overall Math Proficiency 91 %**

## ATTENDANCE DATA

Chronic absence directly relates to a student's level of success, as it contributes to the proliferation of the achievement gap. Children who are chronically absent in Kindergarten and 1st grade are far less likely to read proficiently at the end of 3rd grade.

If children don't show up for school regularly, they miss out on fundamental reading and math skills and the chance to build a habit of good attendance that will carry them in to college and careers.

Analyzing attendance data across time is one way to track attendance trends.

### NOTRE ECOLE ATTENDANCE RATE

**96.67 %**  
2020 - 2021

## SUSPENSION DATA

Students school years are filled with ways to grow and achieve academically and socially. Our Multi-Tiered System of Support has key behavioral supports for teachers, including Restorative Practices and Positive Behavior Interventions and Supports. These strategies help to increase instructional time, improve student social behavior and academic outcomes, and decrease disruptions.

Analyzing out-of-school suspensions across time is one way to track disciplinary trends. Suspension rate is defined as the number of students who have received one or more suspensions divided by the number of students enrolled at any time during the school year.

### NOTRE ECOLE SUSPENSION RATE

**2.7 %**  
2020 - 2021

## PARENT TEACHER CONFERENCE DATA

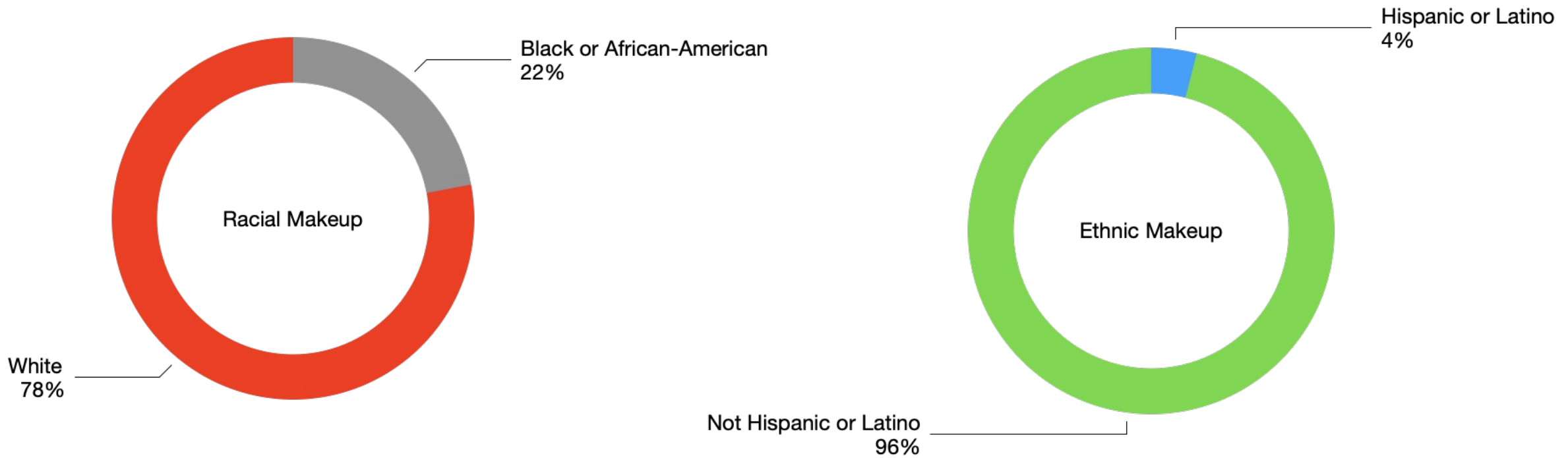
The more involved parents are in their child's education, the more likely the child is to succeed in school. Research shows that parent support is important to a child's success at school.

Analyzing parent teacher conference attendance data across time is one way to track communication and parent involvement trends as it relates to student success.

### NOTRE ECOLE PARENT/TEACHER CONFERENCES

**96 %**  
2020 - 2021

# STUDENT DEMOGRAPHICS



# BREAKING DOWN THE BUDGET

